



Stage 1 Activity Worksheet

NSW RAIL MUSEUM EDUCATION



Hi, I'm Paddy
the Pay Bus.
Welcome!

Name.....

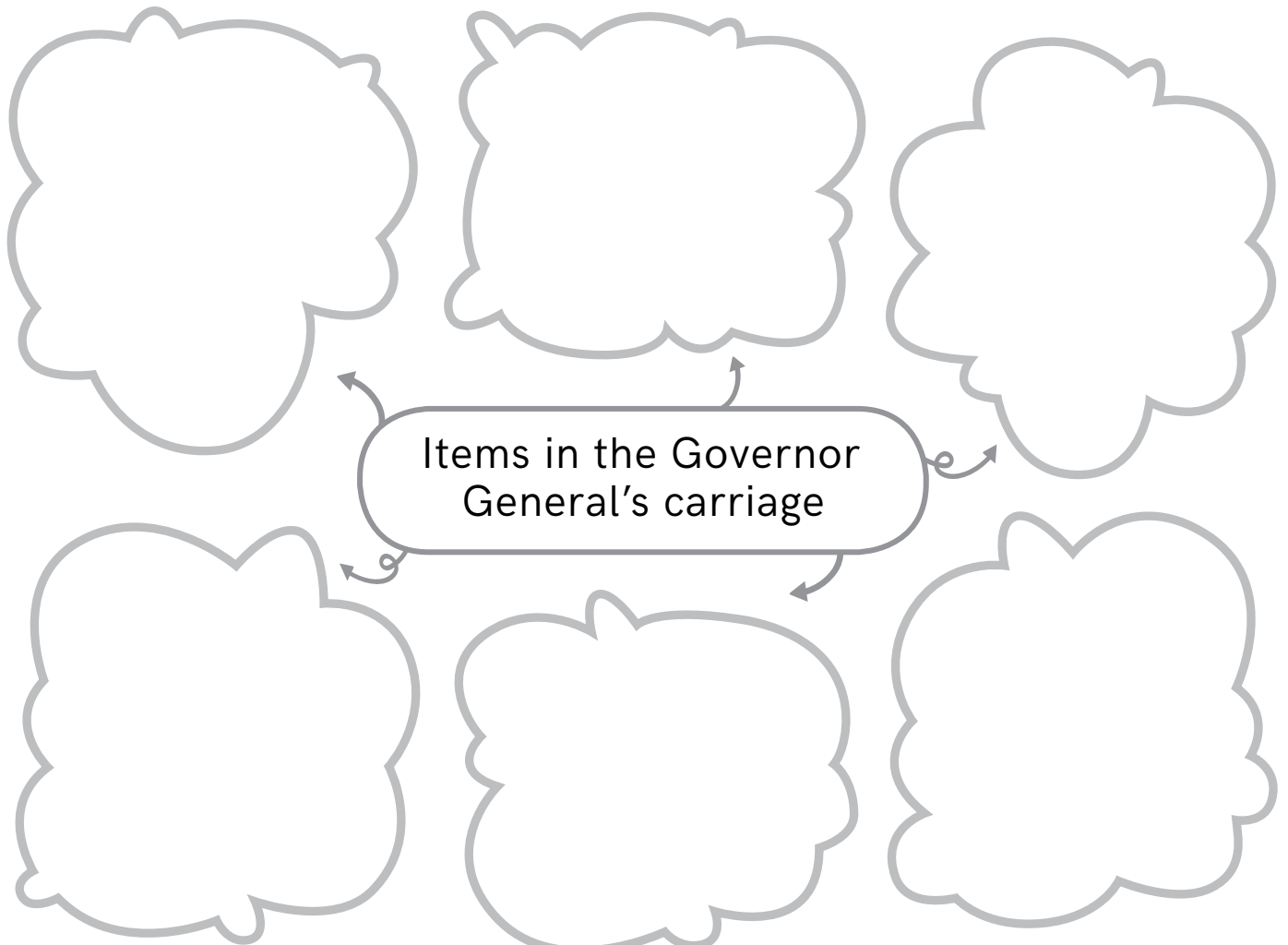
Class.....

ACTIVITY 1

GOVERNOR GENERAL'S CARRIAGE



Look through the windows of the Governor General's carriage. Create a mind map of some items that tell you that this carriage was for an important person.



ACTIVITY 2 INDICATOR BOARDS

Answer the questions below.

QUESTION 1.

Altogether, how many stations will the train stop at?

.....

QUESTION 2.

What is the name of the **first** station on the indicator board?

.....

QUESTION 3.

What is the name of the **last** station on the indicator board?

.....

QUESTION 4.

What is the name of the railway station on the indicator board that is 4 stations **after** Gymea?

.....

ACTIVITY 3 STEAM CRANE LOCOMOTIVE

List some heavy objects that the steam locomotive would be able to lift.

1.

.....

2.

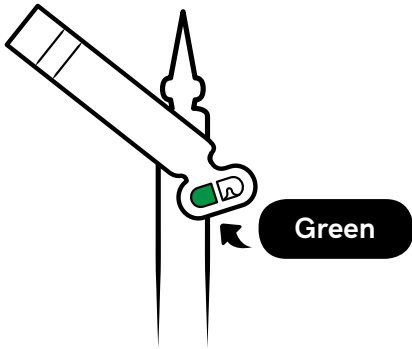
.....

3.

.....

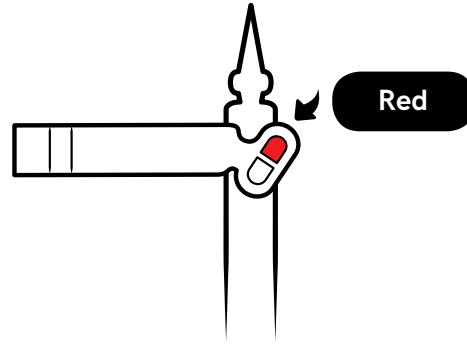
ACTIVITY 4 INTERACTIVE SIGNAL

Fill in the answers to complete the statements below.



When the signal looks like this,
the train can:

.....



When the signal looks like this,
the train must:

.....

ACTIVITY 5 E18 LOCOMOTIVE

Using the circles below, write some adjectives to describe your thoughts about the E18 steam locomotive.

HINT: An *adjective* is a describing word.



What does it
sound like?

.....
.....
.....



What does
it look like?



.....
.....
.....



What does
it feel like?



.....
.....
.....

ACTIVITY 6 MAIL VAN

Design your own envelope and stamp for a letter to be delivered by the mail van to a friend.

POST

ACTIVITY 7 OVERNIGHT EXPRESS TRAIN

 THE GREAT TRAIN HALL

Match the correct words to complete the sentences below:

sleeping car

steam

rich

dining car

This train was powered by

4

First class were the passengers.

The was used by passengers for overnight trips.

Passengers ate their meals in the

ACTIVITY 8 SILVER CITY COMET

This train is powered by diesel. Circle the correct answer.

True

False

What name would you like to give this train?.....

ACTIVITY 9 PAY BUS


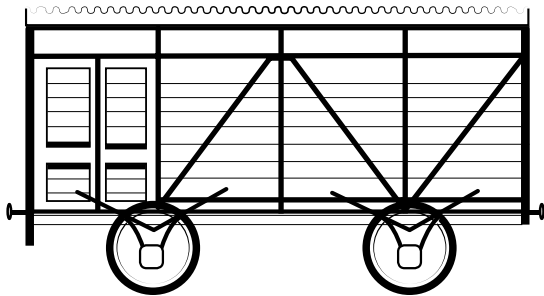

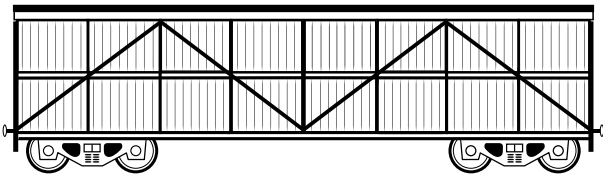
Look carefully at the Pay Bus and draw some of the 2D shapes and lines that you can see on the bus.

2D Shapes	Types of lines


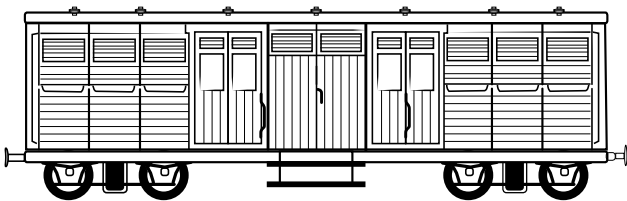
ACTIVITY 10 ANIMAL TRANSPORT

Draw arrows to match the pictures of the animals to their correct wagons.

Which animal travels here?



6



Draw a picture of your favourite object at NSW Rail Museum and circle its correct label.

My favourite object is the:



This object is powered by:

steam

electricity

diesel

ACTIVITY 12

FAST FINISHERS

Colour in Paddy the Pay Bus and Robin the Railmotor.

